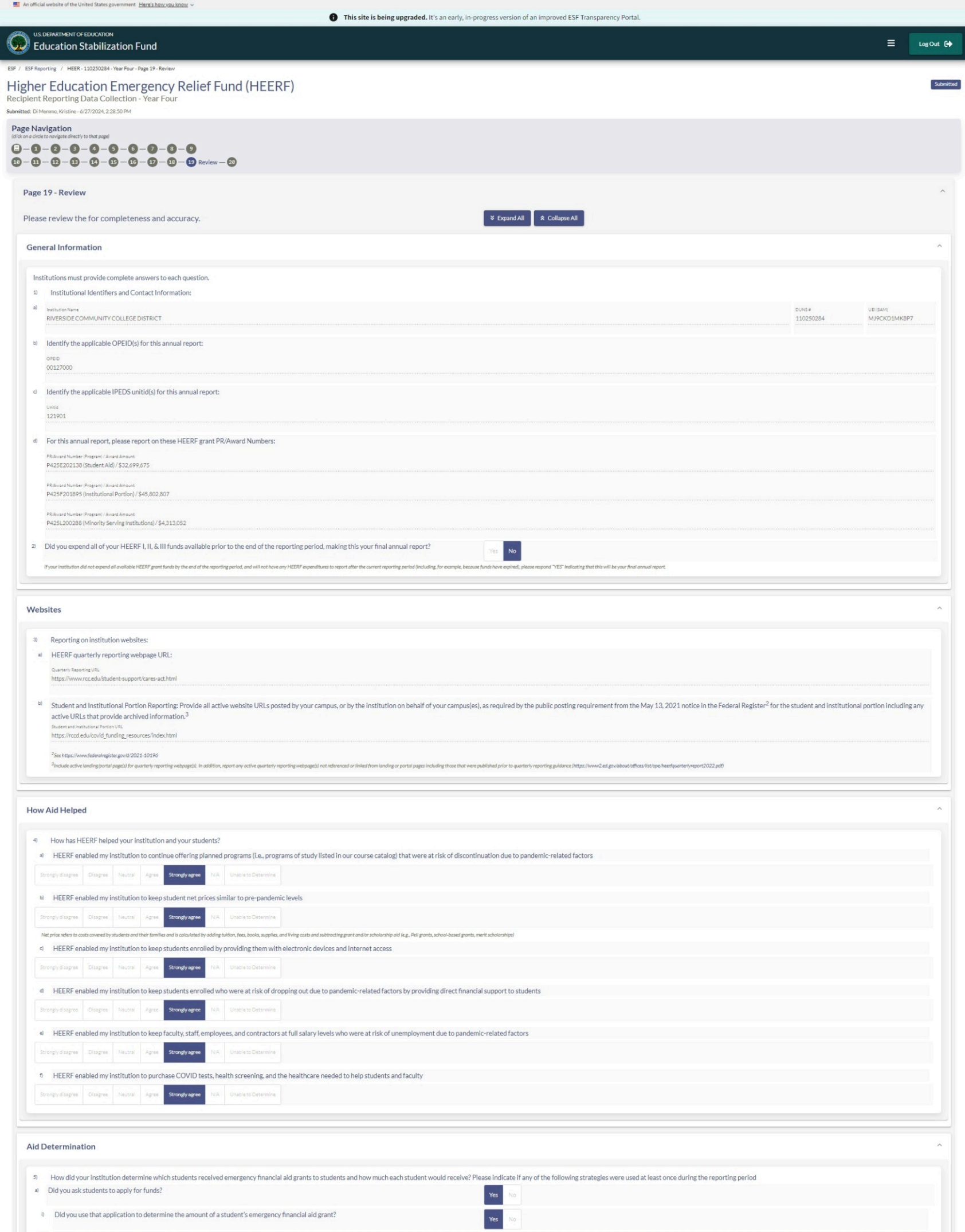

ESF / ESF Reporting / HEER - 110250284 - Year Four - Page 19 - Review

# Higher Education Emergency Relief Fund (HEERF)

Recipient Reporting Data Collection - Year Four

**Submitted:** Di Memmo, Kristine - 6/27/2024, 2:28:50 PM

**Page Navigation**
*(click on a circle to navigate directly to that page)*
1 — 2 — 3 — 4 — 5 — 6 — 7 — 8 — 9
10 — 11 — 12 — 13 — 14 — 15 — 16 — 17 — 18 — 19 Review — 20

## Page 19 - Review

Please review the for completeness and accuracy.

### General Information

Institutions must provide complete answers to each question.

1) Institutional Identifiers and Contact Information:

a)

| Institution Name | DUNS # | UEI (SAM) |
|---|---|---|
| RIVERSIDE COMMUNITY COLLEGE DISTRICT | 110250284 | MJ9CKD1MK8P7 |

b) Identify the applicable OPEID(s) for this annual report:

OPEID
00127000

c) Identify the applicable IPEDS unitid(s) for this annual report:

Unitid
121901

d) For this annual report, please report on these HEERF grant PR/Award Numbers:

PR/Award Number (Program) / Award Amount
P425E202138 (Student Aid) / $32,699,675

PR/Award Number (Program) / Award Amount
P425F201895 (Institutional Portion) / $45,802,807

PR/Award Number (Program) / Award Amount
P425L200288 (Minority Serving Institutions) / $4,313,052

2) Did you expend all of your HEERF I, II, & III funds available prior to the end of the reporting period, making this your final annual report? Yes [✓ No]

*If your institution did not expend all available HEERF grant funds by the end of the reporting period, and will not have any HEERF expenditures to report after the current reporting period (including, for example, because funds have expired), please respond "YES" indicating that this will be your final annual report.*

### Websites

3) Reporting on institution websites:

a) HEERF quarterly reporting webpage URL:

Quarterly Reporting URL
https://www.rcc.edu/student-support/cares-act.html

b) Student and Institutional Portion Reporting: Provide all active website URLs posted by your campus, or by the institution on behalf of your campus(es), as required by the public posting requirement from the May 13, 2021 notice in the Federal Register[2] for the student and institutional portion including any active URLs that provide archived information.[3]

Student and Institutional Portion URL
https://rccd.edu/covid_funding_resources/index.html

[2] *See https://www.federalregister.gov/d/2021-10196*

[3] *Include active landing/portal page(s) for quarterly reporting webpage(s). In addition, report any active quarterly reporting webpage(s) not referenced or linked from landing or portal pages including those that were published prior to quarterly reporting guidance (https://www2.ed.gov/about/offices/list/ope/heerfquarterlyreport2022.pdf)*

### How Aid Helped

4) How has HEERF helped your institution and your students?

a) HEERF enabled my institution to continue offering planned programs (i.e., programs of study listed in our course catalog) that were at risk of discontinuation due to pandemic-related factors

Strongly disagree | Disagree | Neutral | Agree | [✓ Strongly agree] | N/A | Unable to Determine

b) HEERF enabled my institution to keep student net prices similar to pre-pandemic levels

Strongly disagree | Disagree | Neutral | Agree | [✓ Strongly agree] | N/A | Unable to Determine

*Net price refers to costs covered by students and their families and is calculated by adding tuition, fees, books, supplies, and living costs and subtracting grant and/or scholarship aid (e.g., Pell grants, school-based grants, merit scholarships)*

c) HEERF enabled my institution to keep students enrolled by providing them with electronic devices and Internet access

Strongly disagree | Disagree | Neutral | Agree | [✓ Strongly agree] | N/A | Unable to Determine

d) HEERF enabled my institution to keep students enrolled who were at risk of dropping out due to pandemic-related factors by providing direct financial support to students

Strongly disagree | Disagree | Neutral | Agree | [✓ Strongly agree] | N/A | Unable to Determine

e) HEERF enabled my institution to keep faculty, staff, employees, and contractors at full salary levels who were at risk of unemployment due to pandemic-related factors

Strongly disagree | Disagree | Neutral | Agree | [✓ Strongly agree] | N/A | Unable to Determine

f) HEERF enabled my institution to purchase COVID tests, health screening, and the healthcare needed to help students and faculty

Strongly disagree | Disagree | Neutral | Agree | [✓ Strongly agree] | N/A | Unable to Determine

### Aid Determination

5) How did your institution determine which students received emergency financial aid grants to students and how much each student would receive? Please indicate if any of the following strategies were used at least once during the reporting period

a) Did you ask students to apply for funds? [✓ Yes] No

i) Did you use that application to determine the amount of a student's emergency financial aid grant? [✓ Yes] No

1) What needs did you prioritize to determine the amount of the student's award?

| | | |
|---|---|---|
| a) | Food | [✓ Yes] No |
| b) | Housing | [✓ Yes] No |
| c) | Course materials (non-technology) | Yes [✓ No] |
| d) | Technology | [✓ Yes] No |
| e) | Health care | [✓ Yes] No |
| f) | Child care | [✓ Yes] No |
| g) | Transportation | [✓ Yes] No |
| h) | Lost income (e.g., Loss of Employment/Reduced Income) | [✓ Yes] No |
| i) | Other | [✓ Yes] No |

If yes, please specify

Specify

Utilities and other documentation from students that demonstrated need.

| | | |
|---|---|---|
| 2) | Did your application require students to submit supporting documentation of their needs or difficulty meeting expenses? | Yes [✓ No] |
| b) | Did you use any institutional administrative data (pre-existing data that did not come from a HEERF-specific application form) in determining the amount of funds awarded to students? | [✓ Yes] No |

i) Which of these student factors did you prioritize in the grant determination process?

| | | |
|---|---|---|
| 1) | Enrollment intensity (i.e., full-time/part-time status, number of credits the student is taking, etc.) | [✓ Yes] No |
| 2) | Location (i.e., branch campus) | Yes [✓ No] |
| 3) | Pell Grant eligibility | [✓ Yes] No |
| 4) | FAFSA data elements | [✓ Yes] No |

a) Which FAFSA data elements did you use?

| | | |
|---|---|---|
| i) | FAFSA Family Income | Yes [✓ No] |
| ii) | Estimated Family Contribution | [✓ Yes] No |
| iii) | Independent/Dependent status | Yes [✓ No] |

| | | |
|---|---|---|
| 5) | On-campus/distance education status | [✓ Yes] No |
| 6) | On-campus/off-campus living arrangements | [✓ Yes] No |
| 7) | Academic level | Yes [✓ No] |
| 8) | Other | Yes [✓ No] |
| c) | Did your institution use a specific methodology to calculate award amounts that is captured in a flowchart, set of equations, a formula, or other documentation? | [✓ Yes] No |

Upload PDF/MS Word document instructions, directions, or guidance. Include screenshots of relevant websites

The grantee has uploaded 1 file(s) in response to this question.

| File Name | Size | Last Modified |
|---|---|---|
| funding rubric.pdf | 236.0 KB | 6/27/2024, 11:17:04 AM |

## Aid Distribution

6) How did your institution distribute the emergency financial aid grants to students?

| | | |
|---|---|---|
| a) | Checks | [✓ Yes] No |
| b) | Electronic funds transfer /Direct deposit | [✓ Yes] No |
| c) | Debit cards | [✓ Yes] No |
| d) | Payment apps | Yes [✓ No] |
| e) | Other | Yes [✓ No] |

## Emergency Grants - Guidance

| | | |
|---|---|---|
| 7) | Did your institution provide any instructions, directions, or guidance to students (e.g., FAQs) about the emergency financial aid grants upon disbursement? | [✓ Yes] No |

Upload PDF/MS Word document instructions, directions, or guidance. Include screenshots of relevant websites

The grantee has uploaded 1 file(s) in response to this question.

| File Name | Size | Last Modified |
|---|---|---|
| faq's.pdf | 198.8 KB | 6/27/2024, 11:18:15 AM |

## Emergency Grants - Counts, Student, and Institution Funds

8) What percentage of students received emergency grants and how much did students receive in emergency grants by fund type and student type?

*Note: Institutions must provide complete answers to each question.*

a) Complete the following table:

*When IPEDS definitions apply (categories labeled with "(IPEDS categories)" in the form), use the same category for each student that is used to report to IPEDS. For the second and third annual HEERF reports (reporting on calendar years 2021 and 2022 in early 2022 and early 2023 respectively), if a student is not reported to IPEDS, for example because they are not enrolled for credit in courses that could lead to an award, then report that student under "Students not categorized in IPEDS." In the fourth, and fifth annual HEERF reports "Students not categorized in IPEDS" will no longer be an option in the form and institutions will need to track all of their students (regardless of if they would be included in IPEDS enrollment counts) and categorize them using the IPEDS classification methodology*

**Emergency Financial Aid Grants Awarded to Students**: Report only disbursements related to Emergency Financial Aid Grants including using those grants to satisfy outstanding accounts. Any disbursements unrelated to Emergency Financial Aid Grants should not be included in the reported expenditures

| | Undergraduate[6] full-time[8] Pell grant recipients[9] | Undergraduate[6] full-time[8] Non-Pell grant recipients[10] | Undergraduate[6] part-time Pell grant recipients | Undergraduate[6] part-time Non-Pell grant recipients | Graduate full-time recipients | Graduate part-time recipients | Other[7] | Total |
|---|---|---|---|---|---|---|---|---|
| Number of Students<br>How many students were enrolled? (unduplicated count for the reporting period) | Number<br>2,484 | Number<br>3,210 | Number<br>7,136 | Number<br>19,738 | Number<br>0 | Number<br>0 | Number<br>0 | Total<br>32,568 |
| Number of HEERF Student Recipients – Emergency Grants to Students (unduplicated)<br>How many students received HEERF emergency financial aid grants? (unduplicated across all HEERF sections) | Number<br>0 | Number<br>227 | Number<br>0 | Number<br>227 | Number<br>0 | Number<br>0 | Number<br>0 | Total<br>454 |
| HEERF (a)(1) Student Aid Portion Amount Disbursed<br>What was the amount disbursed directly to students as Emergency Financial Aid Grants? | Amount<br>$0.00 | Amount<br>$0.00 | Amount<br>$0.00 | Amount<br>$0.00 | Amount<br>$0.00 | Amount<br>$0.00 | Amount<br>$0.00 | Total<br>$0.00 |
| HEERF (a)(1) Student Aid Portion Amount Disbursed<br>What was the amount of Emergency Financial Aid Grants applied to satisfy student's outstanding account balance upon receiving affirmative written consent from students to do so?<br>If funds were not used for this purpose, report $0. Include only amounts that benefited students who directly received Emergency Financial Aid Grants. | Amount<br>$0.00 | Amount<br>$0.00 | Amount<br>$0.00 | Amount<br>$0.00 | Amount<br>$0.00 | Amount<br>$0.00 | Amount<br>$0.00 | Total<br>$0.00 |
| HEERF (a)(1) Institutional Portion Amount Disbursed<br>What was the amount disbursed directly to students as Emergency Financial Aid Grants? | Amount<br>$0.00 | Amount<br>$ 124,623.00 | Amount<br>$0.00 | Amount<br>$ 124,946.00 | Amount<br>$0.00 | Amount<br>$0.00 | Amount<br>$0.00 | Total<br>$249,569.00 |
| HEERF (a)(1) Institutional Portion Amount Disbursed<br>What was the amount of Emergency Financial Aid Grants applied to satisfy student's outstanding account balances upon receiving affirmative written consent from students to do so? If funds were not used for this purpose, report $0. Include only amounts that benefited students who directly received Emergency Financial Aid Grants.<br>*If funds were used to discharge account balances as lost revenue using institutional funds without affirmative written consent, do not report here, report in 9b as unpaid student accounts receivable or other student account debts.* | Amount<br>$0.00 | Amount<br>$0.00 | Amount<br>$0.00 | Amount<br>$0.00 | Amount<br>$0.00 | Amount<br>$0.00 | Amount<br>$0.00 | Total<br>$0.00 |

[6] For students in both undergraduate and graduate categories, classify as a graduate student.

[7] Students that are not considered undergraduate or graduate students, for example, non-credit students.

[8] For students who had multiple enrollment intensities, classify as full-time.

[9] Designate the student as a Pell grant recipient if the student was a Pell grant recipient at any time within the applicable reporting period.

[10] Includes non-FAFSA filers.

## Emergency Grants - (a)(2), (a)(3), and (a)(4) Funds

8) What percentage of students received emergency grants and how much did students receive in emergency grants by fund type and student type?

*Note: Institutions must provide complete answers to each question.*

a) Complete the following table:

*When IPEDS definitions apply (categories labeled with "(IPEDS categories)" in the form), use the same category for each student that is used to report to IPEDS. For the second and third annual HEERF reports (reporting on calendar years 2021 and 2022 in early 2022 and early 2023 respectively), if a student is not reported to IPEDS, for example because they are not enrolled for credit in courses that could lead to an award, then report that student under "Students not categorized in IPEDS." In the fourth, and fifth annual HEERF reports "Students not categorized in IPEDS" will no longer be an option in the form and institutions will need to track all of their students (regardless of if they would be included in IPEDS enrollment counts) and categorize them using the IPEDS classification methodology*

**Emergency Financial Aid Grants Awarded to Students**: Report only disbursements related to Emergency Financial Aid Grants including using those grants to satisfy outstanding accounts. Any disbursements unrelated to Emergency Financial Aid Grants should not be included in the reported expenditures

| | Undergraduate[6] full-time[8] Pell grant recipients[9] | Undergraduate[6] full-time[8] Non-Pell grant recipients[10] | Undergraduate[6] part-time Pell grant recipients | Undergraduate[6] part-time Non-Pell grant recipients | Graduate full-time recipients | Graduate part-time recipients | Other[7] | Total |
|---|---|---|---|---|---|---|---|---|
| HEERF (a)(2) Amount Disbursed (HBCUs, TCCUs, MSIs, and SIP)<br>What was the amount disbursed directly to students as Emergency Financial Aid Grants?<br>If funds were not used for this purpose, report $0. | Amount<br>$0.00 | Amount<br>$0.00 | Amount<br>$0.00 | Amount<br>$0.00 | Amount<br>$0.00 | Amount<br>$0.00 | Amount<br>$0.00 | Total<br>$0.00 |
| HEERF (a)(2) Amount Disbursed (HBCUs, TCCUs, MSIs, and SIP)<br>What was the amount of Emergency Financial Aid Grants applied to satisfy student's outstanding account balances upon receiving affirmative written consent from students to do so? If funds were not used for this purpose, report $0. Include only amounts that benefited students who directly received Emergency Financial Aid Grants.<br>*If funds were used to discharge account balances as lost revenue using institutional funds without affirmative written consent, do not report here, report in 9b as unpaid student accounts receivable or other student account debts.* | Amount<br>$0.00 | Amount<br>$0.00 | Amount<br>$0.00 | Amount<br>$0.00 | Amount<br>$0.00 | Amount<br>$0.00 | Amount<br>$0.00 | Total<br>$0.00 |

[6] For students in both undergraduate and graduate categories, classify as a graduate student.

[7] Students that are not considered undergraduate or graduate students, for example, non-credit students.

[8] For students who had multiple enrollment intensities, classify as full-time.

[9] Designate the student as a Pell grant recipient if the student was a Pell grant recipient at any time within the applicable reporting period.

[10] Includes non-FAFSA filers.

[13] Do NOT include funds from the Institutional Resilience and Expanded Postsecondary Opportunity (IREPO) funds as part of this annual performance report.

## Emergency Grants - Min/Max, Calculated Totals, and Averages

8) What percentage of students received emergency grants and how much did students receive in emergency grants by fund type and student type?

*Note: Institutions must provide complete answers to each question.*

a) Complete the following table:

*When IPEDS definitions apply (categories labeled with "(IPEDS categories)" in the form), use the same category for each student that is used to report to IPEDS. For the second and third annual HEERF reports (reporting on calendar years 2021 and 2022 in early 2022 and early 2023 respectively), if a student is not reported to IPEDS, for example because they are not enrolled for credit in courses that could lead to an award, then report that student under "Students not categorized in IPEDS." In the third, fourth, and fifth annual HEERF reports "Students not categorized in IPEDS" will no longer be an option in the form and institutions will need to track all of their students (regardless of if they would be included in IPEDS enrollment counts) and categorize them using the IPEDS classification methodology*

**Emergency Financial Aid Grants Awarded to Students**: Report only disbursements related to Emergency Financial Aid Grants including using those grants to satisfy outstanding accounts. Any disbursements unrelated to Emergency Financial Aid Grants should not be included in the reported expenditures

| | Undergraduate[6] full-time[8] Pell grant recipients[9] | Undergraduate[6] full-time[8] Non-Pell grant recipients[10] | Undergraduate[6] part-time Pell grant recipients | Undergraduate[6] part-time Non-Pell grant recipients | Graduate full-time recipients | Graduate part-time recipients | Other[7] | Total |
|---|---|---|---|---|---|---|---|---|
| Minimum and maximum award<br>Minimum (non-zero amount) combined (combined across HEERF funds) amount awarded to any one student who received any HEERF funds. | Amount<br>$0.00 | Amount<br>$549.00 | Amount<br>$0.00 | Amount<br>$549.00 | Amount<br>$0.00 | Amount<br>$0.00 | Amount<br>$0.00 | Overall Minimum<br>$549.00 |
| Minimum and maximum award<br>Maximum combined (combined across HEERF funds) amount awarded to any one student who received any HEERF funds. | Amount<br>$0.00 | Amount<br>$549.00 | Amount<br>$0.00 | Amount<br>$549.00 | Amount<br>$0.00 | Amount<br>$0.00 | Amount<br>$0.00 | Overall Maximum<br>$549.00 |
| HEERF Amount of Grants Disbursed<br>What was the amount of grants disbursed to students through all HEERF funds? | Amount<br>$0.00 | Amount<br>$124,623.00 | Amount<br>$0.00 | Amount<br>$124,946.00 | Amount<br>$0.00 | Amount<br>$0.00 | Amount<br>$0.00 | Total<br>$249,569.00 |
| Average HEERF Amount Awarded<br>Among students who received HEERF emergency financial aid grants, what was the average award amount per student? | Amount | Amount<br>$549.00 | Amount | Amount<br>$550.42 | Amount | Amount | Amount | Total<br>$549.71 |

[6] For students in both undergraduate and graduate categories, classify as a graduate student.

[7] Students that are not considered undergraduate or graduate students, for example, non-credit students.

[8] For students who had multiple enrollment intensities, classify as full-time.

[9] Designate the student as a Pell grant recipient if the student was a Pell grant recipient at any time within the applicable reporting period.

[10] Includes non-FAFSA filers.

## Emergency Grants - Title IV

8) What percentage of students received emergency grants and how much did students receive in emergency grants by fund type and student type?

*Note: Institutions must provide complete answers to each question.*

b) Among the students enrolled in your institution, how many were NOT Title IV eligible throughout their enrollment during the reporting period?

Enrolled Students Not Eligible
21,489

*Based on the Department's Final Regulations issued on May 14, 2021 (86 FR 26608, available at https://www.federalregister.gov/d/2021-10190), students are not required to be eligible for Title IV student financial aid in order to receive HEERF emergency financial aid grants. Title IV eligibility for this question is based on the number of students for whom the institution has received an Institutional Student Information Record (ISIR) plus the number of students who completed any alternative form developed by the institution. In reporting these data, students should be classified as Title IV eligible if they were determined to be Title IV eligible at any point during the reporting period.*

i) The percentage of students enrolled in your institution who were NOT Title IV eligible throughout their enrollment during the reporting period is

Percentage of Enrolled Students Not Eligible
65.98%

c) Among students who received emergency financial aid grants, how many were NOT Title IV eligible throughout their enrollment during the reporting period?

Students Not Eligible Who Received Grants
2

i) The percentage of students who received emergency financial aid grants who were not Title IV eligible throughout their enrollment during the reporting period is

Percentage of Students Not Eligible Who Received Grants
0.44%

## Emergency Grants - Race/Ethnicity

8) What percentage of students received emergency grants and how much did students receive in emergency grants by fund type and student type?
*Note: Institutions must provide complete answers to each question.*

d) What number of students were enrolled, what number received emergency grants, and how much grant aid did the students receive by IPEDS race/ethnicity categories?

| Race/Ethnicity (IPEDS categories) | Enrolled student count (unduplicated) | Number of students who received at least one Emergency Financial Aid Grant (unduplicated) | What was the total amount of Emergency Financial Aid Grants disbursed to students through all HEERF funds? | Average HEERF Amount Awarded |
|---|---|---|---|---|
| American Indian or Alaska Native | Count<br>65 | Number<br>0 | Amount<br>$0.00 | Amount |
| Asian | Count<br>2,214 | Number<br>0 | Amount<br>$0.00 | Amount |
| Black or African American | Count<br>2,419 | Number<br>0 | Amount<br>$0.00 | Amount |
| Hispanic/Latino | Count<br>21,227 | Number<br>400 | Amount<br>$219,600.00 | Amount<br>$549.00 |
| Native Hawaiian or Other Pacific Islander | Count<br>108 | Number<br>0 | Amount<br>$0.00 | Amount |
| White | Count<br>4,611 | Number<br>0 | Amount<br>$0.00 | Amount |
| Two or more races | Count<br>1,380 | Number<br>54 | Amount<br>$29,969.00 | Amount<br>$554.98 |
| Race/ethnicity unknown | Count<br>544 | Number<br>0 | Amount<br>$0.00 | Amount |
| Nonresident alien | Count<br>0 | Number<br>0 | Amount<br>$0.00 | Amount |
| Students not categorized in IPEDS | Count<br>0 | Number<br>0 | Amount<br>$0.00 | Amount |

## Emergency Grants – Gender and Age

8) What percentage of students received emergency grants and how much did students receive in emergency grants by fund type and student type?
*Note: Institutions must provide complete answers to each question.*

e) What number of students were enrolled, what number received emergency grants, and how much grant aid did the students receive by IPEDS gender categories?

| Gender/Age (IPEDS categories) | Enrolled student count (unduplicated) | Number of students who received at least one Emergency Financial Aid Grant (unduplicated) | What was the total amount of grants disbursed to students through all HEERF funds? | Average HEERF Amount Awarded |
|---|---|---|---|---|
| Men | Count<br>12,737 | Number<br>120 | Amount<br>$65,880.00 | Amount<br>$549.00 |
| Women | Count<br>19,159 | Number<br>334 | Amount<br>$183,689.00 | Amount<br>$549.97 |
| Students not categorized in IPEDS | Count<br>672 | Number<br>0 | Amount<br>$0.00 | Amount |

f) What number of students were enrolled, what number received emergency grants and how much grant aid did the students receive by IPEDS age categories?
*Institutions should follow IPEDS Fall enrollment guidelines ( https://nces.ed.gov/ipeds/use-the-data/survey-components/8/fall-enrollment ) for when to capture a student's age. For example, institutions operating on a traditional academic year calendar (semester, trimester, quarter, or 4-1-4) report Fall enrollment as of the institution's official fall reporting date or October 15. Institutions operating on a calendar that differs by program or that enrolls students on a continuous basis (referred to as program reporters) report Fall enrollment as students enrolled any time during the period August 1 and October 31.*

| | | | | |
|---|---|---|---|---|
| Ages 25 and older | Count<br>9,801 | Number<br>79 | Amount<br>$43,371.00 | Amount<br>$549.00 |
| Ages 24 and younger | Count<br>22,766 | Number<br>375 | Amount<br>$206,198.00 | Amount<br>$549.86 |
| Age not available in administrative records (e.g., IPEDS, FAFSA, etc.) | Count<br>1 | Number<br>0 | Amount<br>$0.00 | Amount |

## Institutional Expenditures

9) Institutional expenditures

a) Provide the total amount of HEERF funds expended during the reporting period on each of the following categories:

Providing additional Emergency Financial Aid Grants to students.

| Amount in (a)(1) institutional dollars | Amount in (a)(2) dollars, if applicable | Amount in (a)(3) dollars, if applicable |
|---|---|---|
| $249,569.00 | $0.00 | $0.00 |

Explanatory Notes
Additional Emergency Financial Aid Grants to students.

Using Emergency Financial Aid Grants to cover student outstanding account balances for costs such as debt forgiveness, room, board, tuition, or fees.

| Amount in (a)(1) institutional dollars | Amount in (a)(2) dollars, if applicable | Amount in (a)(3) dollars, if applicable |
|---|---|---|
| $0.00 | $0.00 | $0.00 |

Explanatory Notes
N.A

Indirect cost recovery/facilities and administrative costs charged on the grants.

| Amount in (a)(1) institutional dollars | Amount in (a)(2) dollars, if applicable | Amount in (a)(3) dollars, if applicable |
|---|---|---|
| $556,573.30 | $602,874.39 | $0.00 |

Explanatory Notes

Indirects.

Covering the cost of providing additional technology hardware to students, such as laptops or tablets, or covering the added cost of technology fees.

| Amount in (a)(1) institutional dollars | Amount in (a)(2) dollars, if applicable | Amount in (a)(3) dollars, if applicable |
|---|---|---|
| $ 126,927.23 | $ 0.00 | $ 0.00 |

Explanatory Notes

Additional laptops for students, and additional technology fees.

Providing or subsidizing the costs of high-speed internet to students or faculty to transition to an online environment.

| Amount in (a)(1) institutional dollars | Amount in (a)(2) dollars, if applicable | Amount in (a)(3) dollars, if applicable |
|---|---|---|
| $ 37,379.53 | $ 0.00 | $ 0.00 |

Explanatory Notes

Additional high speed internet options for students and faculty.

Subsidizing off-campus housing costs due to dormitory closures or decisions to limit housing to one student per room; subsidizing housing costs to reduce housing density; paying for hotels or other off-campus housing for students who need to be isolated; paying travel expenses for students who need to leave campus early due to coronavirus infections or campus interruptions.

| Amount in (a)(1) institutional dollars | Amount in (a)(2) dollars, if applicable | Amount in (a)(3) dollars, if applicable |
|---|---|---|
| $ 0.00 | $ 0.00 | $ 0.00 |

Explanatory Notes

N/A

Subsidizing food service to reduce density in eating facilities, to provide pre-packaged meals, or to add hours to food service operations to accommodate social distancing.

| Amount in (a)(1) institutional dollars | Amount in (a)(2) dollars, if applicable | Amount in (a)(3) dollars, if applicable |
|---|---|---|
| $ 0.00 | $ 0.00 | $ 0.00 |

Explanatory Notes

N/A

Costs related to operating additional class sections to enable social distancing, such as those for hiring more instructors and increasing campus hours of operations.

| Amount in (a)(1) institutional dollars | Amount in (a)(2) dollars, if applicable | Amount in (a)(3) dollars, if applicable |
|---|---|---|
| $ 0.00 | $ 0.00 | $ 0.00 |

Explanatory Notes

N/A

Construction, Renovation, and Real Property Projects.

*The Consolidated Appropriations Act, 2022 (P.L. 117-103), signed into law by President Biden on March 15, 2022, expanded the allowable uses of funds for IHEs that received funds under the HEERF (a)(2) programs (ALN 84.425J; T84.425K; 84.425L; 84.425M). Specifically, IHEs that received HEERF (a)(2) grant funds now may expend them on the acquisition of real property, renovations, or construction related to preventing, preparing for, and responding to the coronavirus. Before commencing any renovations, construction, or real property projects supported by HEERF (a)(2) grant funds, grantees must receive approval for the project from the Department.*

*Include in explanatory notes, title(s) of construction, renovation, and real property projects.*

| Amount in (a)(2) dollars, if applicable |
|---|
| $ 0.00 |

Explanatory Notes

N/A

Purchasing, leasing, or renting additional instructional equipment and supplies (such as laboratory equipment or computers) to reduce the number of students sharing equipment or supplies during a single class period and to provide time for disinfection between uses.

| Amount in (a)(1) institutional dollars | Amount in (a)(2) dollars, if applicable | Amount in (a)(3) dollars, if applicable |
|---|---|---|
| $ 1,681,020.15 | $ 323,138.77 | $ 0.00 |

Explanatory Notes

Additional instructional equipment.

Purchasing faculty and staff training in online instruction; or paying additional funds to staff who are providing training in addition to their regular job responsibilities.

| Amount in (a)(1) institutional dollars | Amount in (a)(2) dollars, if applicable | Amount in (a)(3) dollars, if applicable |
|---|---|---|
| $ 201,646.70 | $ 0.00 | $ 0.00 |

Explanatory Notes

Faculty and staff training.

Purchasing, leasing, or renting additional equipment or software to enable distance learning, or upgrading campus wi-fi access or extending open networks to parking lots or public spaces, etc.

| Amount in (a)(1) institutional dollars | Amount in (a)(2) dollars, if applicable | Amount in (a)(3) dollars, if applicable |
|---|---|---|
| $ 2,023,768.68 | $ 1,350,219.80 | $ 0.00 |

Explanatory Notes

Distance Education, wi-fi access and open networks.

Implementing evidence-based practices to monitor and suppress coronavirus in accordance with public health guidelines.

*Include campus safety and operations activities here. To the extent that campus safety and operations were not evidence-based, describe those activities in the explanatory notes field.*

| Amount in (a)(1) institutional dollars | Amount in (a)(2) dollars, if applicable | Amount in (a)(3) dollars, if applicable |
|---|---|---|
| $ 353,625.32 | $ 0.00 | $ 0.00 |

Explanatory Notes

Evidence based practices.

Conducting direct outreach to financial aid applicants about the opportunity to receive a financial aid adjustment due to the recent unemployment of a family member or independent student, or other circumstances, described in section 479A of the Higher Education Act of 1965.

| Amount in (a)(1) institutional dollars | Amount in (a)(2) dollars, if applicable | Amount in (a)(3) dollars, if applicable |
|---|---|---|
| $ 0.00 | $ 0.00 | $ 0.00 |

Explanatory Notes

N/A

Replacing lost revenue from all sources.

*Please see the Department's HEERF Lost Revenue FAQs (March 19, 2021) for more information regarding what may be appropriately included in an estimate of lost revenue.*

| Amount in (a)(1) institutional dollars | Amount in (a)(2) dollars, if applicable | Amount in (a)(3) dollars, if applicable |
|---|---|---|
| $ 2,748,496.13 | $ 0.00 | $ 0.00 |

Explanatory Notes

Revenue Recovery

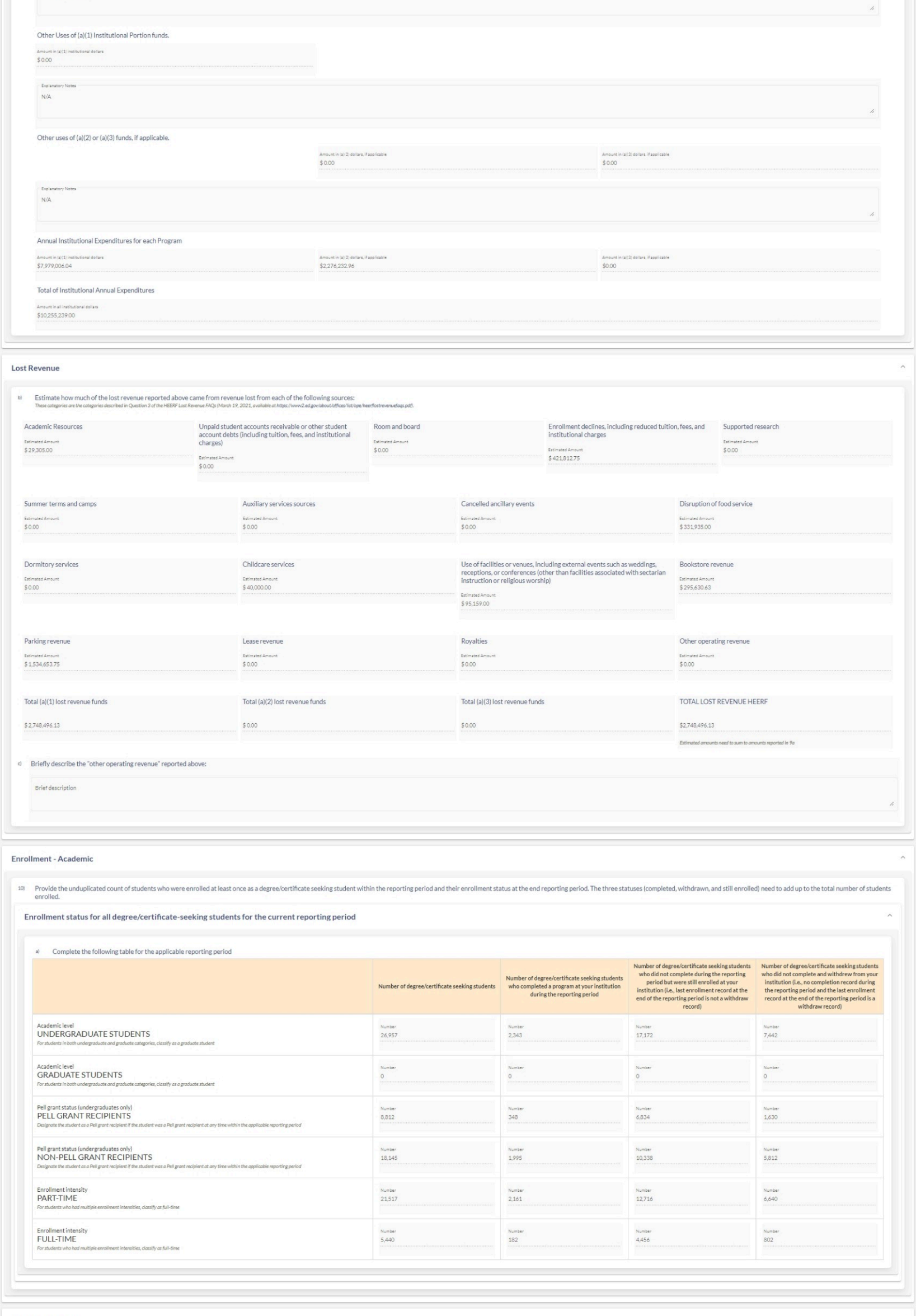

Other Uses of (a)(1) Institutional Portion funds.

Amount in (a)(1) institutional dollars
$ 0.00

Explanatory Notes
N/A

Other uses of (a)(2) or (a)(3) funds, if applicable.

Amount in (a)(2) dollars, if applicable
$ 0.00

Amount in (a)(3) dollars, if applicable
$ 0.00

Explanatory Notes
N/A

Annual Institutional Expenditures for each Program

Amount in (a)(1) institutional dollars
$7,979,006.04

Amount in (a)(2) dollars, if applicable
$2,276,232.96

Amount in (a)(3) dollars, if applicable
$0.00

Total of Institutional Annual Expenditures

Amount in all institutional dollars
$10,255,239.00

## Lost Revenue

b) Estimate how much of the lost revenue reported above came from revenue lost from each of the following sources:
*These categories are the categories described in Question 3 of the HEERF Lost Revenue FAQs (March 19, 2021, available at https://www2.ed.gov/about/offices/list/ope/heerflostrevenuefaqs.pdf).*

Academic Resources
Estimated Amount
$ 29,305.00

Unpaid student accounts receivable or other student account debts (including tuition, fees, and institutional charges)
Estimated Amount
$ 0.00

Room and board
Estimated Amount
$ 0.00

Enrollment declines, including reduced tuition, fees, and institutional charges
Estimated Amount
$ 421,812.75

Supported research
Estimated Amount
$ 0.00

Summer terms and camps
Estimated Amount
$ 0.00

Auxiliary services sources
Estimated Amount
$ 0.00

Cancelled ancillary events
Estimated Amount
$ 0.00

Disruption of food service
Estimated Amount
$ 331,935.00

Dormitory services
Estimated Amount
$ 0.00

Childcare services
Estimated Amount
$ 40,000.00

Use of facilities or venues, including external events such as weddings, receptions, or conferences (other than facilities associated with sectarian instruction or religious worship)
Estimated Amount
$ 95,159.00

Bookstore revenue
Estimated Amount
$ 295,630.63

Parking revenue
Estimated Amount
$ 1,534,653.75

Lease revenue
Estimated Amount
$ 0.00

Royalties
Estimated Amount
$ 0.00

Other operating revenue
Estimated Amount
$ 0.00

Total (a)(1) lost revenue funds
$ 2,748,496.13

Total (a)(2) lost revenue funds
$ 0.00

Total (a)(3) lost revenue funds
$ 0.00

TOTAL LOST REVENUE HEERF
$2,748,496.13
*Estimated amounts need to sum to amounts reported in 9a*

c) Briefly describe the "other operating revenue" reported above:

Brief description

## Enrollment - Academic

10) Provide the unduplicated count of students who were enrolled at least once as a degree/certificate seeking student within the reporting period and their enrollment status at the end reporting period. The three statuses (completed, withdrawn, and still enrolled) need to add up to the total number of students enrolled.

### Enrollment status for all degree/certificate-seeking students for the current reporting period

a) Complete the following table for the applicable reporting period

| | Number of degree/certificate seeking students | Number of degree/certificate seeking students who completed a program at your institution during the reporting period | Number of degree/certificate seeking students who did not complete during the reporting period but were still enrolled at your institution (i.e., last enrollment record at the end of the reporting period is not a withdraw record) | Number of degree/certificate seeking students who did not complete and withdrew from your institution (i.e., no completion record during the reporting period and the last enrollment record at the end of the reporting period is a withdraw record) |
|---|---|---|---|---|
| Academic level<br>UNDERGRADUATE STUDENTS<br>*For students in both undergraduate and graduate categories, classify as a graduate student* | Number<br>26,957 | Number<br>2,343 | Number<br>17,172 | Number<br>7,442 |
| Academic level<br>GRADUATE STUDENTS<br>*For students in both undergraduate and graduate categories, classify as a graduate student* | Number<br>0 | Number<br>0 | Number<br>0 | Number<br>0 |
| Pell grant status (undergraduates only)<br>PELL GRANT RECIPIENTS<br>*Designate the student as a Pell grant recipient if the student was a Pell grant recipient at any time within the applicable reporting period* | Number<br>8,812 | Number<br>348 | Number<br>6,834 | Number<br>1,630 |
| Pell grant status (undergraduates only)<br>NON-PELL GRANT RECIPIENTS<br>*Designate the student as a Pell grant recipient if the student was a Pell grant recipient at any time within the applicable reporting period* | Number<br>18,145 | Number<br>1,995 | Number<br>10,338 | Number<br>5,812 |
| Enrollment intensity<br>PART-TIME<br>*For students who had multiple enrollment intensities, classify as full-time* | Number<br>21,517 | Number<br>2,161 | Number<br>12,716 | Number<br>6,640 |
| Enrollment intensity<br>FULL-TIME<br>*For students who had multiple enrollment intensities, classify as full-time* | Number<br>5,440 | Number<br>182 | Number<br>4,456 | Number<br>802 |

## Enrollment - Race

10) Provide the unduplicated count of students who were enrolled at least once as a degree/certificate seeking student within the reporting period and their enrollment status at the end reporting period. The three statuses (completed, withdrawn, and still enrolled) need to add up to the total number of students enrolled.

### Enrollment status for all degree/certificate-seeking students for the current reporting period

a) Complete the following table for the applicable reporting period

| | Number of degree/certificate seeking students | Number of degree/certificate seeking students who completed a program at your institution during the reporting period | Number of degree/certificate seeking students who did not complete during the reporting period but were still enrolled at your institution (i.e., last enrollment record at the end of the reporting period is not a withdraw record) | Number of degree/certificate seeking students who did not complete and withdrew from your institution (i.e., no completion record during the reporting period and the last enrollment record at the end of the reporting period is a withdraw record) |
|---|---|---|---|---|
| Race/ethnicity (IPEDS categories)<br>AMERICAN INDIAN OR ALASKA NATIVE | Number<br>51 | Number<br>4 | Number<br>31 | Number<br>16 |
| Race/ethnicity (IPEDS categories)<br>ASIAN | Number<br>1,706 | Number<br>193 | Number<br>1,051 | Number<br>462 |
| Race/ethnicity (IPEDS categories)<br>BLACK OR AFRICAN AMERICAN | Number<br>2,029 | Number<br>155 | Number<br>1,203 | Number<br>671 |
| Race/ethnicity (IPEDS categories)<br>HISPANIC/LATINO | Number<br>18,280 | Number<br>1,483 | Number<br>11,814 | Number<br>4,983 |
| Race/ethnicity (IPEDS categories)<br>NATIVE HAWAIIAN OR OTHER PACIFIC ISLANDER | Number<br>89 | Number<br>12 | Number<br>45 | Number<br>32 |
| Race/ethnicity (IPEDS categories)<br>WHITE | Number<br>3,474 | Number<br>383 | Number<br>2,199 | Number<br>892 |
| Race/ethnicity (IPEDS categories)<br>TWO OR MORE RACES | Number<br>1,157 | Number<br>101 | Number<br>719 | Number<br>337 |
| Race/ethnicity (IPEDS categories)<br>RACE/ETHNICITY UNKNOWN | Number<br>171 | Number<br>12 | Number<br>110 | Number<br>49 |
| Race/ethnicity (IPEDS categories)<br>NONRESIDENT ALIEN | Number<br>0 | Number<br>0 | Number<br>0 | Number<br>0 |

## Enrollment - Gender/Age

10) Provide the unduplicated count of students who were enrolled at least once as a degree/certificate seeking student within the reporting period and their enrollment status at the end reporting period. The three statuses (completed, withdrawn, and still enrolled) need to add up to the total number of students enrolled.

### Enrollment status for all degree/certificate-seeking students for the current reporting period

a) Complete the following table for the applicable reporting period

| | Number of degree/certificate seeking students | Number of degree/certificate seeking students who completed a program at your institution during the reporting period | Number of degree/certificate seeking students who did not complete during the reporting period but were still enrolled at your institution (i.e., last enrollment record at the end of the reporting period is not a withdraw record) | Number of degree/certificate seeking students who did not complete and withdrew from your institution (i.e., no completion record during the reporting period and the last enrollment record at the end of the reporting period is a withdraw record) |
|---|---|---|---|---|
| Gender (IPEDS categories)<br>WOMEN | Number<br>16,253 | Number<br>1,508 | Number<br>10,464 | Number<br>4,281 |
| Gender (IPEDS categories)<br>MEN | Number<br>10,704 | Number<br>822 | Number<br>6,804 | Number<br>3,078 |
| Age (IPEDS categories)<br>AGES 25 AND OLDER | Number<br>7,640 | Number<br>952 | Number<br>4,436 | Number<br>2,252 |
| Age (IPEDS categories)<br>AGES 24 AND YOUNGER | Number<br>19,317 | Number<br>1,391 | Number<br>12,736 | Number<br>5,190 |
| Age (IPEDS categories)<br>AGE NOT AVAILABLE IN ADMINISTRATIVE RECORDS (E.G., IPEDS, FAFSA, ETC.) | Number<br>0 | Number<br>0 | Number<br>0 | Number<br>0 |

## FTE Positions

11) Provide the number of full-time equivalent (FTE) positions as of the listed reporting dates by IPEDS categories. (The number of FTE positions includes all staff regardless of whether the position is funded by Federal, State, local, or other funds—including instructional and non-instructional staff and contractors—and equals the sum of the number of full-time positions plus the full-time equivalent of the number of part-time positions).

Instructional Staff

*An occupational category that is comprised of staff who are either: 1) Primarily Instruction or 2) Instruction combined with research and/or public service. The intent of the Instructional Staff category is to include all individuals whose primary occupation includes instruction at the institution.*

Full-time equivalent (FTE) positions as of November 1, 2023

529

Non-Instructional Staff

Full-time equivalent (FTE) positions as of November 1, 2023

332.4

## Accreditor Approval

12) Did your institution receive approval from your primary accreditor to offer distance education after the start of the national emergency?

a) Did your institution receive temporary approval from your primary accreditor to offer distance education? [✓ Yes] No

b) Did your institution receive permanent approval from your primary accreditor to offer distance education? [✓ Yes] No

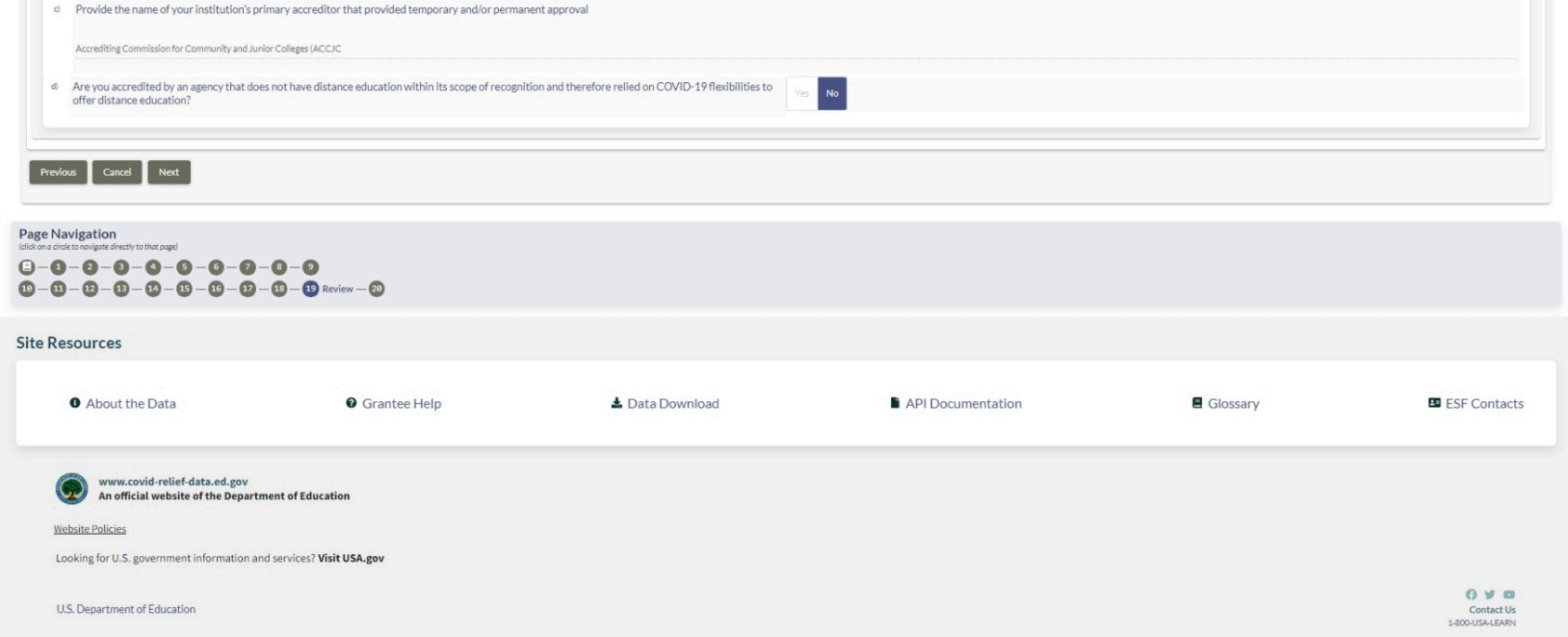

c) Provide the name of your institution's primary accreditor that provided temporary and/or permanent approval

Accrediting Commission for Community and Junior Colleges (ACCJC

d) Are you accredited by an agency that does not have distance education within its scope of recognition and therefore relied on COVID-19 flexibilities to offer distance education? Yes [✓ No]

**www.covid-relief-data.ed.gov**
**An official website of the Department of Education**

Looking for U.S. government information and services? **Visit USA.gov**

U.S. Department of Education